



B E D T I M E
ROUTINE CHART

>>> VERSION
2

editable!

Graphics By:

Poppydreamz Digital Art: <http://www.teacherspayteachers.com/Store/PoppyDreamzDigitalArt>

Teaching Super Power: <https://www.teacherspayteachers.com/Store/Teaching-Super-Power>

Krista Wallden: <https://www.teacherspayteachers.com/Store/Krista-Wallden>

Pretty Grafik Design: <https://www.etsy.com/shop/Prettygrafikdesign>

ToolsToGrowOT.com



B E D T I M E

ROUTINE CHART



Print Instructions:

- Print Blank Bed Time Routine Chart: You can select from two different versions:
 - 6 Routine Pictures
 - 7 Routine Pictures
- Print Chart Items: There is one page of picture daily chores (with blank - make your own)
 - Boy & Girl Versions included!
 - Choose the appropriate routine pictures for your child/family.
 - Cut out each rectangular routine picture that you will be using.
 - A maximum of 7 routine pictures can fit onto the blank chore chart.


Assembly Instructions: You can then assemble your routine chart in two different ways:

Option 1 : This option does not allow for flexibility in re-arranging the sequence for completing the bed time routine items.

- Arrange and glue the chore pictures on the blank bed time routine chore chart in the order you expect your child to complete the tasks.
- You may wish to laminate the entire chart (with the pictures attached).
- Use a dry erase marker to check off boxes as each task is complete.

Option 2 : This option allows for more flexibility if the sequence of your child's bed time routine changes.

- Laminate the blank bed time routine chart.
- Laminate the desired chart pictures.
- Use Velcro or securely tape each chart picture onto the blank bed time routine chart in the order you prefer.
- Place Velcro onto each check mark square.
- Using Velcro, your child can add the "check mark" as the task is completed.



B E D T I M E

ROUTINE CHART

1


2

3

4

5

6



B E D T I M E

ROUTINE CHART

1

2

3

4

5

6

7



B E D T I M E

ROUTINE CHART

1


2

3

4

5

6



B E D T I M E

ROUTINE CHART

1

2

3

4

5

6






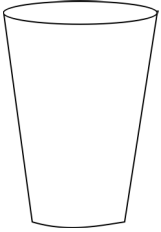
7







ROUTINE CHART ITEMS

Choose the appropriate items for your child/family

BOY
VERSION




BRUSH TEETH 	PRAYERS 	MOVIE 	READ BOOK 	BATH 	WATER/ DRINK 	
---	---	---	--	--	--	--

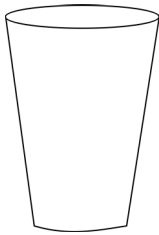
POTTY 	PAJAMAS ON 	SLEEP TIME 	BRUSH 	PICK UP TOYS 	WASH HANDS 	
---	--	--	--	--	--	--


ROUTINE CHART ITEMS

Choose the appropriate items for your child/family

GIRL
VERSION



BRUSH TEETH 	PRAYERS 	MOVIE 	READ BOOK 	BATH 	WATER/ DRINK 	
POTTY 	PAJAMAS ON 	SLEEP TIME 	BRUSH 	PICK UP TOYS 	WASH HANDS 	



JIMMY

BED TIME ROUTINE CHART



1	2	3	4	5	6	7
BATH	PAJAMAS ON	BRUSH TEETH	POTTY	BRUSH		

