

AFTER SCHOOL

ROUTINE CHART

>>> VERSION
2

editable!

Graphics By:

Poppydreamz Digital Art: <http://www.teacherspayteachers.com/Store/PoppyDreamzDigitalArt>

Teaching Super Power: <https://www.teacherspayteachers.com/Store/Teaching-Super-Power>

Whimsy Clips: <https://www.teacherspayteachers.com/Store/Whimsy-Clips>

Kari Bolt Clip Art: <https://www.teacherspayteachers.com/Store/Kari-Bolt-Clip-Art>

ToolsToGrowOT.com

AFTER SCHOOL ROUTINE CHART

PRINT INSTRUCTIONS:

- Print Blank After School Routine Chart: You can select from two different versions:
 - 6 Routine Pictures
 - 7 Routine Pictures
- Print Chart Items: There are two pages of picture daily chores (with blank - make your own)
 - Boy & Girl Versions included!
 - Choose the appropriate routine pictures for your child/family.
 - Cut out each rectangular routine picture that you will be using.
 - A maximum of 7 routine pictures can fit onto the blank routine chart.


ASSEMBLY INSTRUCTIONS: You can then assemble your routine chart in two different ways:

Option 1 : This option does not allow for flexibility in re-arranging the sequence for completing the bed time routine items.

- Arrange and glue the chore pictures on the blank bed time routine chore chart in the order you expect your child to complete the tasks.
- You may wish to laminate the entire chart (with the pictures attached).
- Use a dry erase marker to check off boxes as each task is complete.

Option 2 : This option allows for more flexibility if the sequence of your child's bed time routine changes.

- Laminate the routine chart.
- Laminate the desired chart pictures.
- Use Velcro or securely tape each chart picture onto the blank routine chart in the order you prefer.
- Place Velcro onto each check mark square.
- Using Velcro, your child can add the "check mark" as the task is completed.



AFTER SCHOOL ROUTINE CHART



1

2

3

4

5

6

7



AFTER SCHOOL ROUTINE CHART



1


2

3

4

5

6



AFTER SCHOOL
ROUTINE CHART



1


2

3

4

5

6



AFTER SCHOOL
ROUTINE CHART



1

2

3

4

5








6








7

AFTER SCHOOL ROUTINE CHART ITEMS 1

Choose the appropriate items for your child/family










HANG UP COAT 	PUT SHOES AWAY 	EMPTY BACKPACK 	EMPTY BACKPACK 	HOMEWORK 	HOMEWORK 	REST 
--	--	--	---	--	--	--






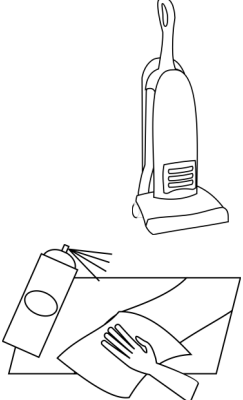
SNACK 	WATER/ DRINK 	PET 	PLAY 	PLAY 	FREE TIME 	EMPTY LUNCH BOX 
---	--	---	---	--	---	---

AFTER SCHOOL ROUTINE CHART ITEMS 2

Choose the appropriate items for your child/family



CHORES 	WATCH TV 	SWIM 	CLEAN UP TOYS 	BATHROOM 	CHORES 	SPORTS 
--	--	--	--	--	--	--

HANG UP COAT & PUT AWAY SHOES 	SET TABLE 	DINNER 	DINNER 	COMPUTER/ TABLET 	CHORES 	
---	---	--	---	--	--	--

AFTER SCHOOL ROUTINE CHART ITEMS 1

Choose the appropriate items for your child/family










HANG UP COAT 	PUT SHOES AWAY 	EMPTY BACKPACK 	EMPTY BACKPACK 	HOMEWORK 	HOMEWORK 	REST
-------------------------	---------------------------	---------------------------	---------------------------	---------------------	---------------------	-----------------





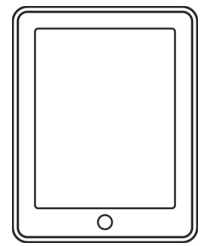
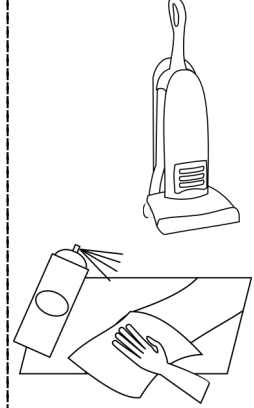
SNACK 	WATER/ DRINK 	PET 	PLAY 	PLAY 	FREE TIME 	EMPTY LUNCH BOX
------------------	-------------------------	----------------	-----------------	-----------------	----------------------	----------------------------

AFTER SCHOOL ROUTINE CHART ITEMS 2

Choose the appropriate items for your child/family



CHORES 	WATCH TV 	CLEAN UP TOYS 	CLEAN UP TOYS 	BATHROOM 	CHORES 	SPORTS 
--	--	---	--	--	--	--

HANG UP COAT & PUT AWAY SHOES 	SET TABLE 	DANCE 	DINNER 	COMPUTER/ TABLET 	CHORES 	
---	---	---	---	--	--	--

ADDISON

AFTER SCHOOL ROUTINE CHART



1

HANG UP COAT



2

SNACK



3

HOMEWORK



4

FREE TIME



5

CHORES



6



7



ToolsToGrowOT.com

Copyright ©2020 Tools to Grow, Inc. All Rights Reserved

ToolsToGrowOT.com

DINNER



DANCE

